

**TWO AC INPUTS - ONE AC OUTPUT / AUTOMATIC TRANSFER SWITCH**

# ATS

**ATS Model**

800-3811

15 A  
208 V

800-5811

20 A  
208 V

800-3011

15 A  
220, 240 V

800-5011

20 A  
220, 240 V

## Automatic transfer switches


The ATS-800 automatic transfer switch is designed for multiple autonomous power sources. The ATS can be utilized as single or multiple units for different levels of redundancy.



Front view showing enable/disable audible alarm switch and LED status indicators

## Typical ATS applications

Applications include but are not limited to telecom, data centers, industrial control, automatic test equipment, oil & gas and utilities.

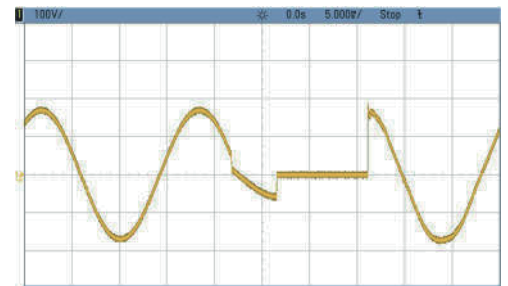


Rear view showing IEC output & hardwire input cover, DB-9 connector, primary and backup

## How the ATS works

The ATS works with asynchronous or out-of-phase power sources. Customers with special requirements can request custom programming to address special use situations.

The ATS is fed by two AC power sources. When the primary power source loses power, the ATS switches the load to the backup power source in under one cycle. This is fast enough to be invisible to even the most sensitive equipment.



Typical transfer between primary and backup power

**TSI  
POWER**

1103 W Pierce Avenue  
Antigo, WI 54409 USA  
Tel: +1-800-874-3160  
Fax: +1-715-623-2426  
sales@tsipower.com  
www.tsipower.com

## Features and Benefits

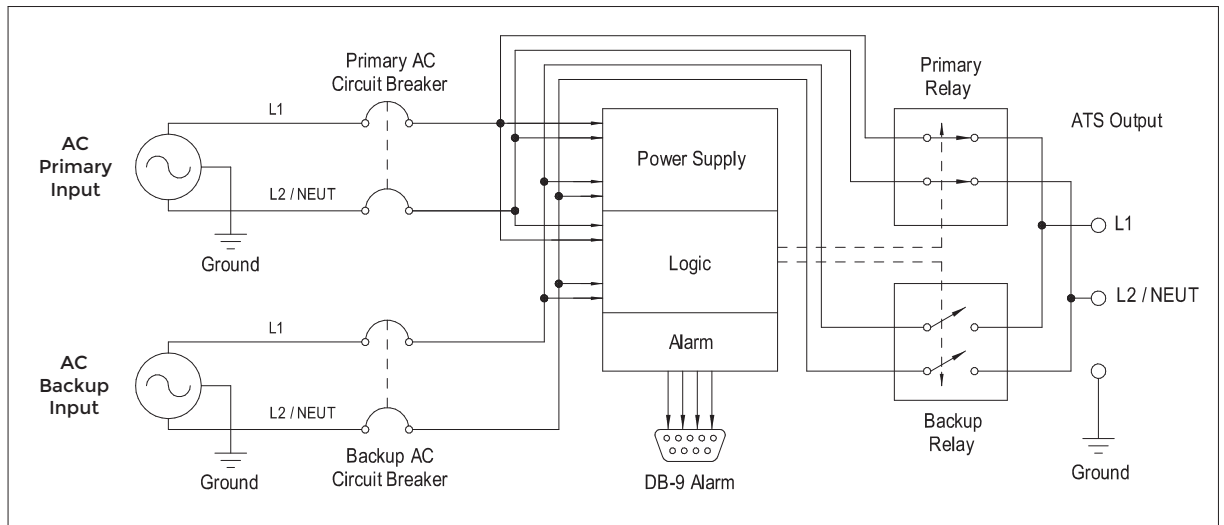
- Accepts asynchronous inputs from most supply voltages, including out-of-phase.
- Transfer time of under one cycle - fast enough for even the most sensitive loads.
- Audible alarm with enable/ disable switch for unattended security.
- LED indicators for visual display of fault conditions.
- Greater than 99% efficiency for substantial energy savings when used as batteryless UPS.
- Remote monitoring via DB9 port.
- Galvanically isolated AC inputs.
- 70-90% reduction in CAPEX and OPEX when used as a batteryless UPS.
- Integral primary and backup rocker circuit breakers are readily visible and easily accessible at the rear.
- Allows redundant AC power to mission-critical equipment with any combination of UPS, generator, or other autonomous AC power sources.
- Rugged steel enclosure can be rack, wall or floor mounted with optional mounting brackets.

SPECIFICATION	ATS-800-3811	ATS-800-5811	ATS-800-3011	ATS-800-5011
<b>ELECTRICAL</b>				
VA at 208 V	3120	4160		
VA at 220 V			3300	4400
VA at 240 V			3600	4800
Current rating	15 A	20 A	15 A	20 A
Switching technology	Mechanical relays			
<b>INPUT</b>				
Voltage range: 208 V	166 - 239 V ± 2.5 % nominal			
Voltage range: 220 V or 240 V			184 - 264 V ± 2.5 % nominal	
Frequency range	47 to 63 Hz, Caution: Both sources must use same nominal frequency			
Transfer time	Under one cycle			
AC input connections	Hardwire terminals			
<b>OUTPUT</b>				
Voltage / Current	208 V / 15, 20, 30 or 40 A		220 or 240 V / 15, 20, 30 or 40 A	
Load regulation	1 % from no load to full load			
Power efficiency	99 % or higher			
AC distribution	IEC60320 C-13	IEC60320 C-19	IEC60320 C-13	IEC60320 C-19
LED indicators:	Green: Primary output, Yellow: Backup output, Red: Primary or backup AC is out of tolerance			
Audible alarm	Buzzer beeps when loss of primary or backup AC occurs			
Audible alarm on / off	Enable / Disable switch			
Alarm contacts	Rear-mounted DB-9 connector sends loss of primary / backup AC			
<b>PHYSICAL</b>				
Dimensions: Inches / mm	W: 16.63" / 422 mm H: 1.7" / 43 mm D: 10.5" / 267 mm			
Weight: lbs / kg	8 lbs / 3.63 kg			
Integral 19" Front Rack-Mount	Standard			
<b>ENVIRONMENTAL</b>				
Ambient temperature	32° to 104° F (0° to 40° C)			
<b>AGENCY APPROVALS</b>				
Safety	UL 60950-1 Issue: 2007/03/27 Ed:2 UL Standard for Safety Information Technology Equipment - Safety - Part 1: General Requirements - CSA C22.2#60950-1 Issued: 2007/03/01 Ed:2 Information Technology Equipment Safety Part 1: General Requirements			
<b>WARRANTY</b>				
Warranty	Two year limited warranty covers parts and labor			



**TSI  
POWER**

1103 W Pierce Avenue  
Antigo, WI 54409 USA  
Tel: +1-800-874-3160  
Fax: + 1-715-623-2426  
sales@tsipower.com  
www.tsipower.com



ATS System Architecture

TSI POWER's ongoing product improvement process makes specifications subject to change. Other companies product names herein are for identification purposes only and may be trademarks of their respective companies.